

# SweetPro

*PREMIUM FEED SUPPLEMENTS*





20

**SweetPro**

5 Gallons of Water



SweetPro products feature fermentation feed ingredients, rich in yeast, enzymes, prebiotics, and volatile organic acids (VOA) that improve rumen fermentation, resulting in improved overall digestion and increased feed efficiency of up to 25%.

Condensed distillers solubles (CDS) and distillers dried grains replace molasses in SweetPro® blocks, providing energy from complex carbohydrates, not simple sugars. Complex carbohydrates minimize the digestive disruption often associated with starch and sugar.

SweetPro blocks feature high by-pass protein and are fortified with vitamins A, D & E and a balanced blend of organically complexed (chelated) trace minerals, making an outstanding supplement for forage.

SweetPro started production in 1991 and secured six patents between 1994 and 2004. SweetPro has patented a new concept in non-molasses free choice block supplementation and developed the **ProBiotein®** process in 2002. SweetPro has taken a leading position in improving animal health naturally by maximizing nutrient utilization for better immune response and performance.

### **Ingredients in All SweetPro® Products**

Condensed corn/milo distillers solubles, corn/wheat/milo distillers dried grains with solubles, salt, corn gluten meal, mono-calcium phosphate, calcium carbonate, calcium sulfate, magnesium oxide, potassium chloride, yeast culture, aspergillus oryzae extract, aspergillus niger fermentation liquid, proteinate complex of zinc, proteinate complex of manganese, proteinate complex of copper (not in Sheep Block), zinc sulfate, manganese sulfate, copper sulfate (not in Sheep Block), calcium carbonate, cobalt carbonate, sodium selenite, ethylenediamine dihydriodine, vitamin E supplement, vitamin D3 supplement, vitamin A acetate.

### **Additional Ingredients Include:**

- Starter – sodium bicarbonate • FiberMate 18, 20, Magnum, Dry Cow – biuret, ammonium sulfate
- PowerMate – diatomaceous earth • Pasture Ranger – vegetable oil, diatomaceous earth
- FiberMate 28, PowerMate II – biuret, ammonium sulfate, diatomaceous earth

**NO MOLASSES**





## Vitamins and Minerals

The SweetPro® trace mineral program stresses organic complexes for maximum bioavailability. If minerals don't get into the bloodstream they're going out the waste stream. SweetPro is a leader in percentages of organic trace elements in blocks.

Macro minerals in SweetPro are selected for maximum performance. A balanced blend of vitamins A, D & E, with enhanced activity from fermented feeds, is used in SweetPro's patented process.

### Organic Complexed Trace Minerals

Linking the metal ion to a protein or other organic carrier assures that the mineral has the best chance of being absorbed via digestive pathways. It's less likely to get tied up (complexed) with other substances which pass through undigested.

When metal ions are in the blood they can do their job providing building blocks for growth and better health. Immune function is enhanced. The animal has better tools to fight off sickness.

Nothing cuts into profitability like sickness and nothing cuts down sickness like a good quality mineral program.

## ProBiotin (a blend additive)

ProBiotin® is a unique and proprietary blend of nutritional supplements designed to maximize feed utilization and minimize health problems.

### ProBiotin's blend additive consists of:

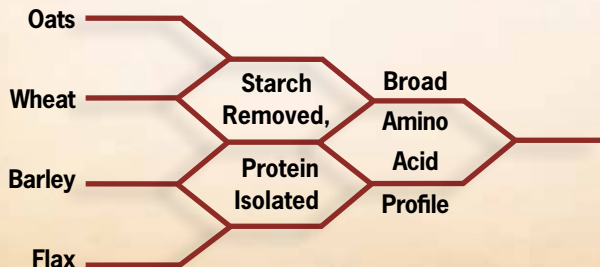
#### A. Prebiotic oligosaccharides including Beta-glucan to feed the beneficial probiotic bacteria

#### B. A digestive enzyme array

*Amylolytic*  
*Fibrinolytic*  
*Phospholytic*  
*Proteolytic*

#### C. Yeast cultured on a media of wheat, oats, barley malt and flax

The ProBiotin blend is stabilized in a manner which optimizes enzymatic values and fermentation metabolites and broadens the amino acid profile with multiple protein isolates (yeast, three grains and flax).



## The ProBiotin Process:

In the patent pending ProBiotin process, protein and dietary fiber are concentrated, several



prebiotic oligosaccharides are produced, and enzymes used in the process are stabilized to work a second time in the digestive tract along with the metabolites of yeast growth.

The flax in ProBiotin is known for its healthy omega 3 fatty acids, and is also one of the best sources of lignans, which contribute to improve immune function. Lignans from flax have strong antioxidant properties that may play a positive role in preventing disease.



Trace minerals fed to nurture the yeast are organically complexed by the yeast and, in turn, nurture the animal more efficiently.

This process makes for an enzymatic mix geared to help metabolize starches, sugars, fiber, protein and minerals.

ProBiotin dramatically improves nutrient utilization, giving the body what it needs for growth.

**Prebiotics • Protein • Yeast • Enzymes = ProBiotin®**

## Probiotics

Probiotics commonly refers to both the beneficial bacteria in the digestive tract and the supplements used to increase their population. They break down forages by converting sugars and carbohydrates into beneficial by-products of fatty acids and nutrilites, where they will then be absorbed into the blood and delivered to cells as nutrients.

Microflora is the broad term that describes all the bacteria (both good and bad) active in the digestive tract. Probiotics (good bacteria) and pathogens (disease-causing bacteria) are all part of the same microflora, but when the probiotics are strong and healthy, their populations flourish, leaving little room and food for the pathogens. This “crowding out” of the pathogens is referred to as “competitive exclusion”.

## 5 Prebiotics

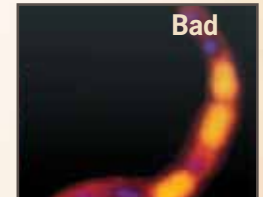
Prebiotics are food for probiotics and help keep probiotics healthy. Prebiotics are oligosaccharides. They are not directly digested by the animal but rather by the probiotics. These dietary food fibers nourish the microflora’s beneficial bacteria as they are converted into beneficial nutrilites. The prebiotics that are used in SweetPro® are fructo (FOS), mannan (MOS), xylo (XOS) and arabinoxilo (AXOS) oligosaccharides plus Beta-glucan. These five have been specifically selected, because separately they are good, but combined they are better.

Many products contain only one type of prebiotic, but since selective digestion occurs, SweetPro targets five main types of prebiotics. This becomes a key advantage for SweetPro users, because when probiotics are healthy and strong, feed gets digested better (25% better), nutrients are absorbed better, and the pH stays balanced better.

- **FOS**                      **Fructo - oligosaccharide**
- **MOS**                      **Mannan - oligosaccharide**
- **XOS**                      **Xylo - oligosaccharide**
- **AXOS**                    **Arabinoxilo - oligosaccharide**
- **Beta-glucan**



**When probiotics are strong and healthy, they breakdown foods and their population flourishes — leaving very little room and food for the pathogens.**



## Enzymes Make Life Work

Wherever there is life, there are enzymes. They are the digestive catalysts that speed up all reactions involving the transformation of energy and other nutrients. There are many types of enzymes and all are specialized for specific chemical reactions.

Everything that is coming into the animal's body has a certain chemical shape. These shapes can't be absorbed into the blood or consumed by the cells. Enzymes attach to these shapes, rearrange them into something more bioavailable, and send them on their way.

Enzymes can perform multiple jobs. For instance, fibrinolytic enzymes are targeted to break down fiber, but they will also break down EXCESS fibrin which can "scar" connective tissue, and could lead to arthritic and musculoskeletal pain.

Barley malt contains a tremendous amount of enzymes. When you germinate (malt) the barley seed, it sends out these enzymes that would normally utilize the seed's storage pod to convert starches and proteins into a plant stem. By halting this germination process, the abundance of liberated enzymes are harnessed for use in SweetPro®.

As an example, phytase is not added separately to SweetPro, but since it occurs naturally in the barley malt, it is still very prominent in the product. Phytase is crucial in utilizing phosphorus.

The prebiotics and enzymes are found in the blend additive, ProBiotein®.



---

*"When used properly, newly developed enzyme formulations have the potential to help your cows produce more milk without more feed, by digesting it more thoroughly." ". . . they are essential for digestion as they break down feeds into their chemical components such as glucose and amino acids. The cow then uses these components directly or through microbes in her rumen."* Ontario Ministry of Agriculture, Food and Rural Affairs – January 5, 2000

---

### **Amylolytic Enzymes**

breakdown

**starch and sugars**

### **Fibrinolytic Enzymes**

breakdown

**fibers**

### **Phospholytic Enzymes**

breakdown

**phosphorus and phytic acid**

### **Proteolytic Enzymes**

breakdown

**proteins**



## Protein

Protein in SweetPro® blocks is from safe sources.

**SweetPro 16, Cattle Kandi, Starter, Pasture Ranger, PowerMate** and **Fresh Start** blocks contain only natural protein.

**FiberMate, Magnum** and **Dry Cow** blocks have a mix of mostly natural protein along with ammonium sulfate and biuret which have a slow nitrogen release. NO urea is used.

Protein in SweetPro has a high “rumen by-pass” value. Cows produce more milk for demanding “growthy” calves, while the calves themselves get better protein for frame development by licking the blocks alongside the cow.

## Energy and Digestibility

The energy in SweetPro is from complex carbohydrates, not simple sugar. These complex carbohydrates help minimize digestive disruption while high fat levels additionally boost energy.

Yeast and enzymes from fermentation also aid in digestion and feed efficiency (feed efficiency is improved 25% using SweetPro).

### Strong amino acid blend

Oats



Flax



Wheat



Barley





## Condensed Distillers Solubles and Distillers Dried Grains

How do SweetPro® blocks differ from molasses blocks?

**NO MOLASSES.**

SweetPro products feature fermented distillers feeds. Condensed distillers solubles (CDS) are used instead of molasses. CDS have similar binding and aroma benefits, but they are much higher in protein and fat than molasses. And they have NO sugar content to negatively affect the rumen and drive down pH.

Condensed distillers solubles are noted for their protein quality and complex carbohydrate energy values.

All the vitamins, minerals, and digestive enzymes are delivered in our patented solid carrier of distillers grains and solubles with high bioavailability. Consumption is targeted to 0.75 to 1.5 lbs per head/per day.

Digestive improvement from SweetPro's unique blend of yeast, enzymes, prebiotics, vitamins and minerals helps maintain animal health and reduces costs because feed is digested more efficiently.

- **University trials have demonstrated that SweetPro improves feed efficiency 25% to 35%. That's unparalleled among lick blocks.**
- **Healthy animals net back more profit.**
- **When animals get proper nutrients in the right form, vaccines work better too.**
- **With SweetPro, keeping animals healthy has never been easier.**



# Lick Blocks for Every Stage of Growth

<b>Starter</b>	<b>250 to 450 lbs</b>	All classes of cattle including light calves and receiving cattle (both beef and dairy calves)
<b>Cattle Kandi *</b>	<b>450 to 650 lbs</b>	All classes of cattle including heavier calves, receiving cattle and for starting stockers on grass
<b>SweetPro 16 *</b>	<b>650 to 1,000 lbs</b>	First calf heifers, stockers on grass, purebred operations, goats, horses
<b>FiberMate 18 *</b>	<b>900 to 1,400 lbs</b>	Cow block for average forage conditions, cows in stalks and stubble, goats
<b>FiberMate 20 *</b>	<b>1,000 to 1,450 lbs</b>	For low consumption and tough forage conditions
<b>FiberMate 28</b>	<b>1,000 to 1,450 lbs</b>	For low consumption and tougher forage conditions
<b>Magnum</b>		“The Stopper” slows consumption in toughest forage conditions
<b>Pasture Ranger</b>		Stocker cattle and brood cows on bloat prone wheat pasture and alfalfa (high oil surfactant bloat block which helps slow digestive passage rates)
<b>PowerMate</b>		All natural supplement for first calf heifers, brood cows, stocker cattle, goats and horses
<b>PowerMate II</b>		Brood cows, stocker cows, stocker cattle, goats and horses
<b>Dry Cow</b>		Anionic dairy dry cow and beef breeder block
<b>Backgrounder</b>		Backgrounding and grass finishing of cattle (higher intake block)
<b>Sheep Block</b>		Vitamin, mineral and protein supplement for sheep (all natural)
<b>MineralEX</b>		Mineral block with EXtra punch from organic complexed trace minerals
<b>Fresh Start</b>		A meal supplement for lactating animals, new born calves and show animals



\* Also available in a special Hawaii blend with higher calcium, lower potassium.

NUTRIENT		STAGE OF GROWTH BLOCKS					SPECIALTY BLOCKS									MEAL	
		STARTER	CATTLE KANDI*	SWEET PRO 16*	FIBER MATE 18*	FIBER MATE 20*	FIBER MATE 28	MAG - NUM	PASTURE RANGER	POWER MATE	POWER MATE II	DRY COW	BACK GRNDR	SHEEP BLOCK	MINERAL EX	FRESH START	SHOWIN' OFF
<b>PROTEIN</b>	<b>MIN</b>	15.00%	18.00%	16.00%	18.00%	20.00%	28.00%	30.00%	9.50%	14.00%	20.00%	24.00%	15.00%	16.00%	5.25%	15.00%	14.00%
<b>NPN MAX (AS)</b>		NONE	NONE	NONE	7.00%	8.00%	12.00%	15.00%	NONE	NONE	9.00%	10.00%	NONE	NONE	ADIOS IGR	NONE	NONE
<b>FAT</b>	<b>MIN</b>	5.50%	5.00%	5.00%	5.00%	5.00%	5.00%	5.00%	6.75%	5.00%	5.00%	5.00%	5.00%	5.00%	2.00%	4.00%	5.50%
<b>CRUDE FIBER</b>	<b>MAX</b>	5.50%	5.50%	5.50%	5.50%	5.50%	5.00%	5.50%	5.50%	5.50%	5.50%	5.50%	5.00%	5.50%	2.50%	5.00%	5.50%
<b>ADF FIBER</b>	<b>MAX</b>	9.50%	9.50%	9.50%	9.50%	9.50%	9.50%	9.50%	9.50%	9.50%	9.50%	9.50%	9.50%	9.50%	N/A	9.50%	8.50%
<b>CALCIUM (Ca)</b>	<b>MIN</b>	1.00%	1.25%	1.25%	1.75%	1.75%	2.00%	1.55%	1.50%	1.00%	1.00%	1.75%	2.00%	1.30%	7.60%	1.00%	1.00%
	<b>MAX</b>	1.50%	1.75%	1.75%	2.25%	2.25%	2.50%	2.00%	2.00%	1.50%	1.50%	2.25%	2.50%	1.50%	8.00%	1.50%	1.50%
<b>PHOSPHORUS (P)</b>	<b>MIN</b>	1.00%	1.00%	1.25%	1.25%	1.75%	1.25%	1.40%	1.10%	1.00%	1.00%	2.00%	1.25%	1.25%	6.20%	1.25%	1.25%
<b>SALT (NaCl)</b>	<b>MIN</b>	6.50%	7.00%	13.00%	9.00%	12.00%	11.50%	12.00%	7.00%	7.00%	7.00%	8.00%	11.50%	13.00%	13.00%	6.50%	7.50%
	<b>MAX</b>	8.50%	8.50%	15.50%	10.50%	13.50%	13.00%	13.30%	10.00%	10.00%	10.00%	10.00%	13.00%	15.00%	15.50%	8.00%	9.00%
<b>MAGNESIUM (Mg)</b>	<b>MIN</b>	1.00%	2.00%	2.50%	2.50%	3.50%	2.75%	4.00%	2.25%	1.50%	2.00%	2.00%	1.00%	2.50%	3.30%	1.00%	1.50%
<b>POTASSIUM (K)</b>	<b>MIN</b>	0.90%	1.10%	1.10%	1.10%	1.10%	1.10%	1.00%	0.35%	1.10%	1.10%	1.00%	1.10%	1.10%	1.00%	1.10%	1.10%
<b>SULFUR (S)</b>	<b>MIN</b>	0.20%	0.40%	0.50%	1.00%	1.50%	0.65%	1.75%	0.50%	0.50%	1.75%	1.85%	0.30%	0.50%	0.75%	0.40%	0.25%
<b>COPPER (Cu)</b>	<b>MIN/PPM</b>	600	600	600	600	600	600	600	600	600	600	600	300	25 *	2,100	600	500
<b>SELENIUM (Se)</b>	<b>MIN/PPM</b>	5	5	5	5	5	5	5	5	5	5	8	3	5	16.5	5	5
<b>COBALT (Co)</b>	<b>MIN/PPM</b>	4	4	4	4	4	4	4	4	4	4	4	2	4	13	4	4
<b>ZINC (Zn)</b>	<b>MIN/PPM</b>	1,000	1,000	1,000	1,000	1,000	1,000	1,000	1,000	1,000	1,000	1,000	500	1,000	3,650	1,000	1,000
<b>MANGANESE (Mn)</b>	<b>MIN/PPM</b>	750	750	750	750	750	750	750	750	750	750	750	375	750	2,750	750	750
<b>IRON (Fe)</b>	<b>MIN/PPM</b>	275	400	400	400	400	400	400	400	400	400	200	400	400	1,800	400	350
<b>IODINE (I)</b>	<b>MIN/PPM</b>	8	8	8	8	8	8	8	8	8	8	8	4	8	26	8	8
<b>VITAMIN A</b>	<b>IU/LB</b>	100,000	100,000	100,000	100,000	100,000	100,000	100,000	100,000	100,000	100,000	100,000	50,000	100,000	250,000	100,000	100,000
<b>VITAMIN D</b>	<b>IU/LB</b>	20,000	20,000	20,000	20,000	20,000	20,000	20,000	20,000	20,000	20,000	20,000	10,000	20,000	60,000	20,000	20,000
<b>VITAMIN E</b>	<b>IU/LB</b>	80	80	80	80	80	80	80	80	80	80	1,100	40	80	240	250	80
*ALSO AVAILABLE IN A SPECIAL HAWAII BLEND							*NO SUPPLEMENTAL COPPER ADDED										

## How much SweetPro will my cattle eat?

There are many factors which influence intake, but they can be managed with the “right tub for the forage” to average one pound per day on a moderate frame cow (1,100 lbs +/-).

### Factors influencing intake include:

- Forage quality
- Animal size and gestation
- Adaptation period (2 to 3 weeks)
- Nutritional plain of the animal
- Weather



A common question for new users is: “How much will my cattle eat the first day?” Two scenarios are typical.

1) In most cases, intake is higher during the adaptation period (1.25 to 1.75 lbs per day) but starts to level off after a week to ten days if cattle are on a reasonably sound plain of nutrition. If so, intake will level off in a range of 0.75 to 1.25 lbs/hd/day for an average intake of one pound per day.

2) If livestock are replenishing body stores of key minerals, adaptation may take four to five weeks. In either case, the cost of higher intake during adaptation is offset by significant improvement in feed efficiency. For cows on a maintenance diet, forage intake will drop by 25% or more. For cows regaining body condition or for growing cattle, the improved feed efficiency is reflected in greater gain on the same amount of feed intake.

**Forage Quality:** If a tub which is designed to limit intake in harsh conditions, such as **FiberMate 20** or **Magnum**, is used on lush grass or good quality forage (Relative Feed Value above 115) cattle may ignore the tub altogether for several days and only later nibble less than one quarter pound per day. If forage quality is poor (RFV below 85) intake of the tubs will average higher than one pound per day and the producer should use the next, more restrictive intake tub. For example, if intake of **FiberMate 18** averages over 1.5 lbs/hd/day, change to **FiberMate 20**, or in extreme cases, use **Magnum**. Conversely, if intake is under 0.5 lbs/hd/day, drop back from **FiberMate 18** to **SweetPro 16**.

**Animal Size:** Larger framed animals will eat proportionally more than moderate framed animals. Cows typically increase intake 0.25 lb in mid to late gestation, but often eat less just before calving. It's best to start cows one to two months before calving. Starting too close to calving can complicate the adaptation period and result in erratic intake.

**Weather:** Weather can be a factor for intake. In advance of a storm, for example, consumption sometimes increases.

**Plain of Nutrition:** As noted above, animals depleted of certain minerals or other nutrients, will tend to have

higher intake until their overall plain of nutrition improves. Conversely, if hay includes good alfalfa or grain is added to the diet, consumption of the tub declines.

**Adaptation Period:** The adaptation period can range from ten days to five weeks, depending upon various factors, the most important of which is forage quality.

*Nursing calves will consume tubs along with the cow but at rates proportionate with their weight (i.e. 1,100 lb cow consuming 1.25 lbs, her 400 lb calf will consume 0.25+/- to total 1.5 lbs for the pair).*



## Calf and Cattle Blocks

Though available for all classes of cattle, SweetPro **Starter™** and **Cattle Kandi™** are also designed for essential fortification of starting calves and receiving cattle requirements for vitamins A, D & E plus protein, calcium, phosphorus and trace elements including selenium. Daily intake will vary depending on forage quality and nutritional needs. Expected range of consumption is from 0.5 to 1.5 lbs per head per day. Forage digestion is greatly increased and no additional grain is needed. A great energy and protein source, weight gain is improved an additional 0.5 lb to 0.75 lb/day. A “growthy gain” that builds frame, not fat. SweetPro calf blocks help minimize bacterial scours and are convenient to feed with less waste and labor.



## Starter Blocks

Essential fortified protein supplement for starting lighter calves and receiving cattle. **Starter** provides vitamins A, D and E, plus protein, calcium, phosphorus and trace elements including selenium. Net wt 225 lbs (102 kg)



## Cattle Kandi Blocks

Fortified protein supplement for starting heavier calves, receiving cattle and stockers on grass. **Cattle Kandi** is sometimes used for cows on lush pastures to provide minerals and slow digestive passage rates. Net wt 225 lbs (102 kg)



## SweetPro 16 Blocks

All natural protein supplement for heifers, brood cows, stocker cattle, goats and horses. Net wt 250 lbs (114 kg)

**SweetPro® 16** protein supplement is designed for the essential fortification of heifers, brood cow and stocker cattle requirements for vitamins A, D & E plus protein, calcium, phosphorus and trace elements including selenium. Daily intake will vary depending on forage quality and nutritional needs. The expected range of consumption is from 0.75 to 1.25 lbs per head per day.

SweetPro blocks improve calving and clean-up. Stronger calves pay bigger dividends. SweetPro blocks are an effective tool to improve breed-back. Organic complexed (chelated) minerals plus extra energy are known to improve first service conception rates. Using SweetPro blocks at weaning reduces calf weight loss by reducing weaning stress and cows consistently wean heavier, “growthy” calves without risk of discounts for “fat” calves.

### Heifers and Their Nutritional Needs

The **SweetPro 16** block is often called, the “heifer block” because of its effectiveness helping the heifer continue her growth and maturity while nursing a calf and conceiving a second. This is the toughest nutritional scenario for a beef herd. A key tool is a program that allows the heifer to get maximum energy value from non-starch substrates. When you maximize the value of forage, you minimize the need for extra grain (starch) as an energy supplement. Grain is great for putting finish on cattle but not frame. And the heifer is still growing her own frame at this time.

In SweetPro blocks, there’s virtually no starch or sugar and minimal NSC (non-structural carbohydrate). Instead, the focus is on complex (structural) carbohydrate and high by-pass protein value in the distillers grain carrier. We then emphasize a top quality vitamin and mineral package with organic complexed trace minerals to maximize bioavailability. Your cattle not only get the extra benefit of the supplement’s ingredients, but they also get up to 25% more out of the rest of their feed. When heifers get better feed-efficiency on forage they do better and their calves are stronger. Fertility improves because her own needs are being met and nature says she’s okay to have another calf without waiting extra heat cycles to replenish body stores.

### Calving and Weaning

We recommend feeding SweetPro blocks four to six weeks ahead of putting out the bulls to raise the cow’s/heifer’s plain of nutrition with a fertility-enhancing flushing benefit, and to increase the likelihood of conception on the first service.

Another very efficient time for SweetPro supplementation is just before weaning to counter cows being pulled down by big calves and replenish body condition going into winter. The cows/heifers will give more milk and calves also lick the tubs for their own “double” benefit. For best results and calves averaging 60 to 80 lbs heavier at weaning, use SweetPro tubs all year.



## FiberMate Blocks

**FiberMate™** blocks are an important part of the SweetPro® “stage of growth” series. Designed for the essential fortification of brood cow, stocker cattle, goats and horse requirements for vitamins A, D & E, plus protein, calcium, phosphorus and trace elements including selenium. NPN is NOT urea, rather, we use ammonium sulfate and biuret. The **FiberMate** blocks are an incremental tool to prevent over or under consumption. When intake exceeds 1.75 lbs per head per day, step up to the next block number. When consumption slows below 0.75 lbs per head per day, drop down to a lower number block.

**FiberMate 18** fortified protein supplement for brood cows, stocker cattle, and goats on pasture and dry lot. Net wt 250 lbs (114 kg)

SweetPro **FiberMate 18** is designed for average forage conditions. Daily intake will vary depending on forage quality and nutritional needs. Expected range of consumption is from 0.5 to 1.5 lbs per head per day.

A.J. Starr, ranching in western South Dakota says, *“It’s as easy as falling out of your pick-up.”*

**FiberMate 20** and **FiberMate 28** fortified protein supplements for brood cows, stocker cattle and goats on pasture and dry lot. Net wt 250 lbs (114 kg)

SweetPro **FiberMate 20** and **FiberMate 28** are designed for tough forage conditions. Daily intake will vary depending on forage quality and nutritional needs. Expected range of consumption is from 0.35 to 1.35 lbs per head per day. If cows are eating too much **FiberMate 18**, switch to **FiberMate 20** or to **FiberMate 28** which also has diatomaceous earth.

**Magnum** fortified protein supplement for brood cows, stocker cattle and goats on pasture and dry lot. Net wt 250 lbs (114 kg)

“The Stopper”. The **Magnum** (30% protein) is designed to stop overconsumption when forage quality is very poor or quantity is limited. Expected range of consumption is from 0.35 to 1.35 lbs per head per day.





## Pasture Ranger Blocks

Essential fortification for stocker cattle on bloat prone wheat pasture and alfalfa. Net wt 250 lbs (114 kg)

SweetPro® draws on its many years of fermentation experience to create a block for cattle on bloat-prone wheat and alfalfa pasture. There are many parallels between what happens in a steel tank during fermentation of feed grains and in cattle as “four-legged fermentation tanks.” Excess high-surface-tension foam in a steel tank creates a spill-over mess, but in cattle it can kill. It has to be counteracted with anti-foam strategies which revolve around vegetable oil and proteolytic enzyme. Researchers have long recognized the benefits of added vegetable oil and recommend it for bloat prevention. SweetPro’s **Pasture Ranger** includes high vegetable oil content dispensed evenly and daily.

SweetPro’s blocks also help slow the feed digestion passage rates to limit bloat, and proteolytic enzyme activity further reduces protein related surface tension factors in foam. High calcium counteracts “dead rumen” syndrome where normal rumen contractions are hindered or cease. All these features work toward helping cattle on wheat and alfalfa pasture to combat bloat.

Also, the calcium-phosphorus ratio is 2:1. This counters the calcium deficiency common in wheat pasture and helps rumen

function. High magnesium and no added potassium helps prevent tetany. Wheat pasture’s abundant protein is primarily degradable intake protein (DIP). SweetPro **Pasture Ranger** blocks are high in undegradable intake protein (UIP – “by-pass protein”) for “growthy” stocker cattle. Additionally, complex carbohydrate energy complements low-fiber high-moisture wheat grass. Pasture Ranger also has diatomaceous earth.

## PowerMate and PowerMate II Blocks

All natural supplement with diatomaceous earth for brood cows, stocker cattle, goats and horses. Net wt 250 lbs (114 kg)

SweetPro **PowerMate™** lick blocks are designed for essential fortification of brood cow, stocker cattle and horse requirements for vitamins A, D & E, macro minerals and trace minerals. They also serve as a vehicle for intake of diatomaceous earth and are similar in performance to **SweetPro 16**.

After adaptation period, consumption will be approximately:  
yearlings 0.50 to 1.25 lbs per day;  
cows 1.00 to 1.75 lbs per day.

If intake of **PowerMate** exceeds 1.75 lbs per day, switch to **PowerMate II**.



## Dry Cow/Calver-Breeder Blocks

These blocks are designed for essential fortification of dry cow requirements for vitamins A, D & E, protein, calcium, phosphorus and trace elements including selenium. High vitamin E and low NaCl salt with anionic emphasis helps fight milk fevers and udder edema. Net wt 250 lbs (114 kg)

1,100 units of vitamin E in combination with selenium (8 ppm) enhance the body defenses to protect against infectious agents for better calving, clean-up and rebreeding.

SweetPro® blocks have a solid magnesium profile and limited

sodium chloride salt – thus minimizing the chances of udder edema. Instead, the emphasis is ANIONIC salts to prevent milk fever. Use of the anionic salts (ammonium and calcium sulfate) shifts the dietary cation-anion balance in a more anionic or negative direction to help lower blood and urine pH, increase calcium absorption and mobilization, cause higher blood calcium levels and decrease the incidence of milk fever.

Other potential benefits include increased intake after calving, improved milk yield and improved conception rate along with decreased incidence of retained placenta, displaced abomasum, dystocia and udder edema.



### Fortified Protein Supplements for Beef and Dairy

- Improved Conception Rates
- Weaning Weights Improve
- Calves Up Right Away and Vigorous
- Cows Clean Quickly
- Increased Milk Production
- Improved Breedback
- 25% More Feed Efficiency
- Improved Production
- Calves Are More Thrifty with “Growthy Gain”
- Virtually All Foot Rot and Sore Eyes Are Eliminated
- Improved Bull Fertility
- Overall Herd Health Improved
- Maximized Economic Performance
- More Profit. More Pounds on Pasture

## Backgrounder Blocks

Backgrounding and grass finishing of cattle.  
Net wt 225 lbs (102 kg)

SweetPro® **Backgrounder/Grass Finisher** blocks are designed primarily for backgrounding and grass finishing of cattle.

Improving digestion in such a way that more net dry matter can be ingested, allowing for greater rate of gain than typically possible on grass or hay only. After a two week adaptation period, consumption should average 1.5 lbs/hd/day for stockers and 2.5 lbs/hd/day on finishing cattle with average to good quality forage.

### Comparing expected gain ranges (900 lb + cattle) using Backgrounder/Grass Finisher blocks:

- A typical good forage/roughage program with basic mineral, results in an average gain of 2 lbs/hd/day (range of gain 1.5 to 2.25 lbs/hd/day).
- The Backgrounder/Grass Finisher block is designed to improve pasture/forage gains from 0.4 to 0.5 lb per day on stockers and up to 1 lb per day on grass finished cattle.

Overall health is improved, total days to market reduced and profitability enhanced.

## SweetPro Grass Finishing Using Backgrounder/Grass Finisher Blocks

2.5 lbs of **Backgrounder/Grass Finisher** block replaces 8.75 lbs of grain.

With a complete mineral, chelated trace mineral and vitamin package, healthy high quality and profitable carcasses are the result. **Backgrounder/Grass Finisher** blocks contribute to excellent structural growth and muscle development (growthy gain). Digestibility of the energy and protein in forage is improved. High rumen by-pass protein improves total protein utilization.



## Goats

The same SweetPro® “stage of growth” blocks that are used for cattle can be used for goats. Simply use the higher or lower number depending on forage quality and quantity to regulate intake per hd/day.

**SweetPro 16 / FiberMate 18 / FiberMate 20 / PowerMate / PowerMate II / Fresh Start**

Goats are unlike sheep in their copper requirements. SweetPro provides everything your goats need for optimal health and better feed efficiency.

SweetPro benefits all classes of goats, from pregnant does to kids and billys.

In addition to improved health, users report improved fertility and increased percentages of successful multiple births.



Goats eating Fresh Start



## Sheep Blocks

All natural, **low copper**, vitamin, mineral and protein supplement for sheep. Copper is reduced in SweetPro sheep blocks but not eliminated. Sheep do require some copper and the blocks provide it without danger of toxicity. Net wt 250 lbs (114 kg)

**SweetPro Sheep Blocks help:**

- Improve fertility
- Easier lambing
- Increase milk production
- Improve flock health
- Improve breedback
- Improve feed conversion
- Reduce prolapses
- Reduce feed costs
- Improve wool quality and output
- Sheep do better in tough forage conditions
- Increase production



## Mineral EX Blocks with Altosid® IGR

SweetPro® introduces **Mineral EX**, the lick block which takes mineral supplementation to a new level by adding several nutritional factors into one powerful new package.

### The Mineral Block with EXtras

EXtra punch from organic complexed trace minerals.  
EXtra convenience in the “forkliftable” container.

**Mineral EX** blends vitamins, macro minerals (Ca, P, Mg, K) and organic complexed trace minerals (C, Zn, Mn) with our proprietary digestive aid additive, **ProBiotein**.

Nothing cuts into profitability like sickness, and nothing cuts down sickness like a premium mineral program.

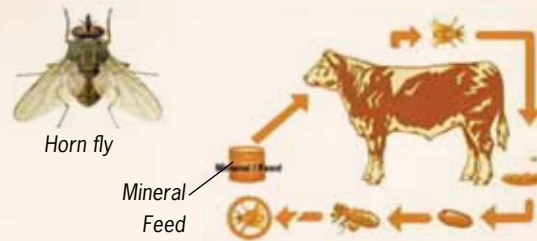
### Intake Expectations

Stockers: 2 to 4 oz/hd/day

Cows (on pasture): 3 to 5 oz/hd/day

Cows (dry lot): 4 to 8 oz/hd/day

**Mineral EX** comes standard with Altosid IGR fly control. Altosid prevents the emergence of the adult horn fly from the manure of treated cattle.



## Fresh Start Meal

A versatile supplement meal for beef cattle receiving and finishing rations. It is also used in goat and swine rations (**low copper version for sheep**). Dairy rations are fortified to boost milk peaks (also used in milk replacer for calves).

**Fresh Start** is designed to improve herd health and feed efficiency with yeast, enzymes and fermentation metabolites while also stimulating intake (ethyl alcohol edge) and keeping stressed animals on feed, even in hot weather.

**Fresh Start** is a blend of fermentation oriented ingredients including ethyl alcohol. Ethyl alcohol

**With Fresh Start you can now get more feed into your animals and also get more out of what goes in.**



provides dense and readily absorbed energy to the ration. Fermentation ethyl alcohol and the nutritional elements needed to produce it, provide a unique blend of benefits for livestock. Net dry matter intake and utilization determines production. If an animal isn't eating properly, it's not performing properly. **Fresh Start** stimulates intake and appetite for an immediate impact, and goes further to help improve feed efficiency.

## Show Animals

If you're raising and showing cattle, goats or swine, **Fresh Start** is the extra edge your animal needs to make it to the winner's circle. Your whole herd can have the same benefits many National Champions have had by using **Fresh Start**.



## Other Benefits of SweetPro Blocks Include –

### Labor Savings

SweetPro® is high tech nutrition dispensed by a simple, convenient lick block. One pound of SweetPro block replaces 3.5 lbs of range cake (Oklahoma trial) and blocks are only placed out every week to ten days, saving labor and fuel costs. This also eliminates the waste of range cubes fed on the ground, where stomping and overconsumption by “boss” cattle often prevent others from consuming their daily required amount.

### Fly Control Blocks Available with ALTOSID® IGR

Effective fly control for 3½ to 4 cents per hd/day. During horn fly season, without fly control, daily average gain may be reduced by 0.25 lbs per hd/day. But an Altosid IGR (Insect Growth Regulator) feed-thru fly control investment of \$4.50 to \$5.50 per cow/calf pair for a summer feeding season will yield returns from 6:1 to 10:1.

### No Negative Associative Effect (NAE)

Energy from complex carbohydrates, not simple sugar, minimizes digestive disruption from digestion of starch (Negative Associative Effect) on the microbial populations which digest fiber in the rumen, keeping rumen pH high for improved health.

### Improved Herd Health

- Improved conception rates
- Calves up right away and vigorous
- Cows clean quickly
- Weaning weights improve (60 to 80 lbs heavier when fed year around)
- Calves are more thrifty with “growthy gain”
- Virtually all foot rot and sore eyes are eliminated
- Improved bull fertility
- Overall herd health improved
- Maximized economic performance
- More profit



### FEEDING INSTRUCTIONS:

1. Before feeding SweetPro lick blocks for the first time, animals should be well fed and have access to plenty of clean fresh water at all times.
2. Have one lick block available for each 25 - 30 beef or dairy cattle or horses.
3. Provide an adequate source of good quality roughage and forage at all times (all they can consume).
4. Move blocks at least 100 feet away from water sources if intake exceeds 1.50 lbs./head/day.
5. Make blocks available in more than one location in large pastures or where more than one water source is available.
6. If animals run out of SweetPro lick blocks, repeat from step #1.
7. Other salt and minerals may be provided free choice to balance specific needs.
8. A two week adaption period will be required to establish a base consumption rate. After adaptation consumption will average .5 to 1.25 pounds per day.

# SweetPro

PREMIUM FEED SUPPLEMENTS



**Harvest Fuel  
SweetPro Feeds**  
207 14th Street  
PO Box 69  
Walhalla, ND 58282

**SweetPro dealer is:**

**Toll Free:**

1-800-327-9222  
(1-800-EASY-ABC)

**Web:**

[www.sweetpro.com](http://www.sweetpro.com)

**Phone:**

701-549-3450

**E-mail:**

[orders@sweetpro.com](mailto:orders@sweetpro.com)

**Fax:**

701-549-3440

**Horse supplements:**

[www.equilix.com](http://www.equilix.com)